




Atrium double focus – Sophisticated light for high rooms

The lighting tool for perfectly glare-free light from the ceiling

Atrium double focus downlights are particularly suitable for use in high rooms. The lens systems generate narrow downlight distributions or, as wallwashers, create uniform vertical illumination, even at short distances to the wall. The black anti-glare cone provides particularly high visual comfort. The silver anti-glare cone is ideal for elegant integration in bright ceilings. For inclined ceilings, a recessed version is available that compensates for inclination angles up to 30°. In-house developed con-

trol gear enables uniform operating behaviour of luminaire groups and dimming down to 1% – perfect for auditorium lighting in cinemas, theatres and concert halls.

Atrium double focus Recessed luminaires



Structure and characteristics

The features described here are typical of products in this range. Special versions may offer additional or varying features. A comprehensive description of the features of individual products can be found on our website.

1 ERCO Spherolit lens

- Light distributions: flood, wide flood or wallwash

2 ERCO LED-module

- High-power LEDs: warm white (2700K or 3000K) or neutral white (3500K or 4000K)
- Collimating lens made of optical polymer

3 Anti-glare cone

- Optical cut-off 40°
- Black or matt silver coated

or

Anti-glare ring (double focus for sloping ceilings)

- Cast aluminium or polymer, external white, internal black

4 Mounting ring

- Covered mounting detail
- Fixing for ceiling thicknesses of 1-25mm (size 3-4) or 1-30mm (size 5-10)
- Polymer, white
- For flush mounting: mounting ring to be ordered separately, fixing for ceiling thicknesses of 12.5-25mm

5 Housing

- Cast aluminium, designed as heat sink
- Rotatable through 360°
- For inclined ceilings: 0°-30° tilt. Lockable angles of tilt and rotation

6 Control gear

- Switchable, phase dimmable, DALI dimmable or Casambi Bluetooth
- Phase dimmable version: Dimming with external dimmers possible (trailing edge)

Variants on request

- Anti-glare cone: coated matt gold or matt champagne
- Connection: 3- or 5-pole plug with connection cable (Wago or Wieland)
- Mounting ring: 10,000 further colours

Please contact your ERCO consultant.



Design and application:
www.erco.com/atrium-df

Atrium double focus Recessed luminaires



Very high visual comfort
 ERCO has developed luminaires with special housing designs and high quality optical components specifically for demanding visual tasks to provide enhanced visual comfort.



Outstanding uniformity
 To meet the stringent standards of vertical illuminance, ERCO has developed luminaires specifically to produce exceptionally uniform levels of illuminance.



Wallwashing for high rooms
 Multi-storey spaces pose specific lighting challenges. Previously, wallwashers had to be mounted in very high-ceilinged rooms at a disproportionately great distance from the wall; however, the ideal position for the recently developed Atrium double-focus wallwashers is now at a distance of only one fifth of the height of the room.



Also suitable for sloping ceilings
 As variants with a pivot angle of up to 30°, double focus downlights can also be mounted in sloping ceilings.



Covered or flush mounting detail
 As standard, all recessed luminaires have overlapping installation details. Flush mounting rings are available as accessories.

Special characteristics	
	Excellent visual comfort
	Outstanding uniformity
	Wallwashing for high rooms
	For inclined ceilings
	Flush or covered mounting detail

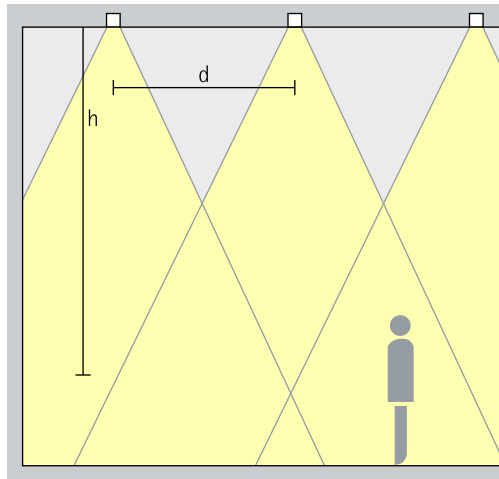
	ERCO high-power LEDs
	Efficient Spherolit technology
	Optical cut-off 40°
	Different light colours

	Excellent thermal management
	EMC-optimised
	Various construction sizes
	Lockable
	Tool-free mounting

	Switchable
	Phase dimmable
	DALI dimmable
	Casambi Bluetooth

Atrium double focus Recessed luminaires – Luminaire arrangement

Downlights Flood, Wide flood

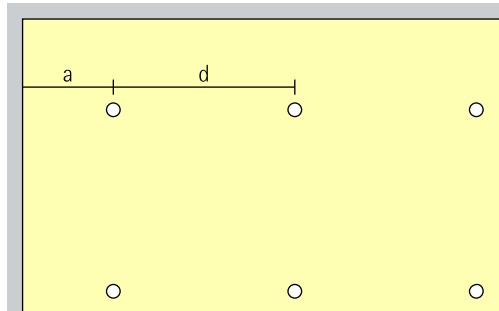


General lighting

For uniform general lighting, the luminaire spacing (d) between two Atrium double focus downlights can be half the height (h) of the luminaire above the working plane (rough guide).

Arrangement: $d = h / 2$

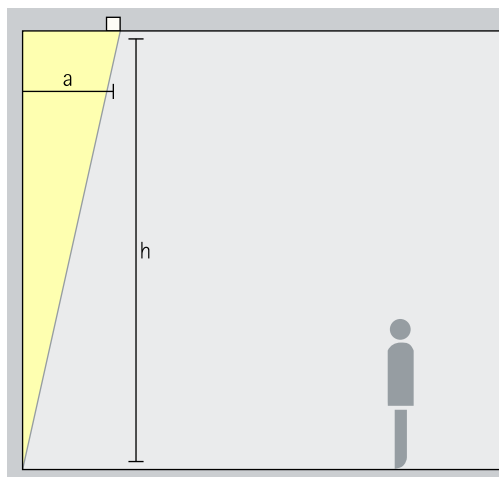
Application area: rooms with high ceilings, e.g. foyers or event halls.



The wall offset should be half the luminaire spacing.

Arrangement: $a = d / 2$

Lens wallwashers Wallwash

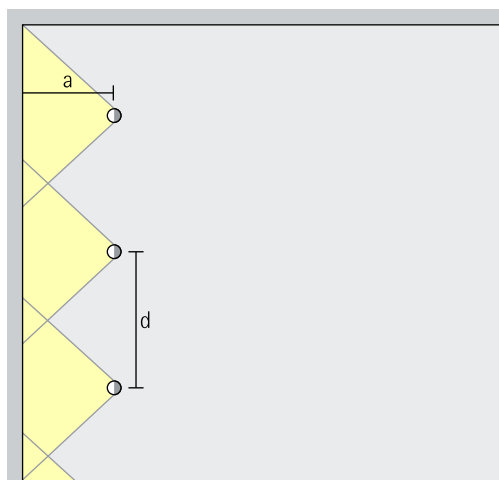


Wallwashing

Atrium double-focus wallwashers enable uniform illumination of high walls. The ideal spacing to the wall (a) is a fifth of the room height (h).

Arrangement: $a = 1/5 \times h$


Application area: positioned close to the wall, these luminaires are ideal for atriums and foyers with room heights above 6m, but work just as well in rooms with lower ceilings.



For wallwashing with good and uniform horizontal illuminance, the spacing (d) of double-focus wallwashers may be up to 1.3 times the offset from the wall (a).

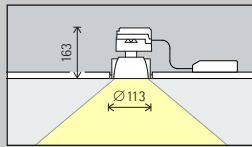
Arrangement: $d \leq a \times 1.3$

Auditorium, Lund.
Architecture:
ZOOM Arkitekter
i Lund. Lighting
design: Stefan
Malm, Sweco,
Malmö. Photo-
graphy: Erik Wik,
Kyrkotorp.

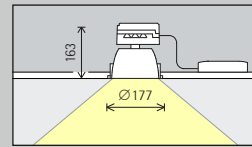


Atrium double focus Recessed luminaires

Construction size



Size 3



Size 5

LED module
Maximum value
at 4000K CRI 82

6W/825lm
10W/1230lm

18W/2475lm
28W/3690lm

Light colour

	2700K CRI 92		3500K CRI 92
	3000K CRI 92		4000K CRI 82
	3000K CRI 97		4000K CRI 92

	2700K CRI 92		3500K CRI 92
	3000K CRI 92		4000K CRI 82
	3000K CRI 97		4000K CRI 92

Light distribution

Downlights		Lens wallwashers	
	Flood		Wallwash
	Wide flood		

Downlights		Lens wallwashers	
	Flood		Wallwash
	Wide flood		

Control

	Switchable		DALI
	Phase dimmable		Casambi Bluetooth

	Switchable		DALI
	Phase dimmable		Casambi Bluetooth

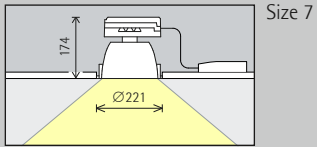
Colour
(anti-glare cone)

	Silver matt		10,000 colours *
	Black		

	Silver matt		10,000 colours *
	Black		

Accessories

	Concrete mounting enclosure		Spacer plate		Compensation set
	Mounting ring		Mounting plate for panelled ceilings		Cover ring



Size 7

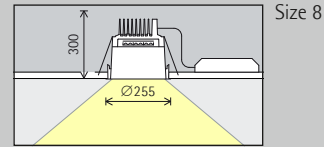
24W/3300lm
38W/4920lm

	2700K CRI 92		3500K CRI 92
	3000K CRI 92		4000K CRI 82
	3000K CRI 97		4000K CRI 92

Downlights	Lens wallwashers
Flood	Wallwash
Wide flood	

Switchable	DALI
Phase dimmable	Casambi Bluetooth

	Silver matt		10,000 colours *
	Black		



Size 8

48W/6390lm
76W/8990lm

	2700K CRI 92		3500K CRI 92
	3000K CRI 92		4000K CRI 82
	3000K CRI 97		4000K CRI 92

Downlights
Flood
Wide flood

Switchable	DALI
------------	------

	Silver matt		10,000 colours *
	Black		

* available on request

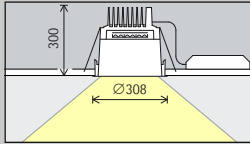
Article numbers and planning data:
www.erco.com/014930

Design and application:
www.erco.com/atrium-df



Atrium double focus Recessed luminaires

Construction size



Size 10

LED module Maximum value at 4000K CRI 82

72W/9580lm
114W/13480lm

Light colour

	2700K CRI 92		3500K CRI 92
	3000K CRI 92		4000K CRI 82
	3000K CRI 97		4000K CRI 92

Light distribution

Downlights	
	Flood
	Wide flood

Control

	Switchable
	DALI

Colour (anti-glare cone)

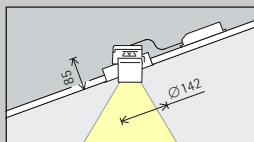
	Silver matt
	Black
	10,000 colours *

Accessories

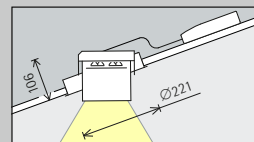
	Concrete mounting enclosure		Mounting plate for panelled ceilings
	Mounting ring		Compensation set
	Spacer plate		Cover ring

Atrium double focus Recessed luminaires

Construction size



Size 4



Size 7

LED module
Maximum value
at 4000K CRI 82

6W/825lm
10W/1230lm

24W/3300lm
38W/4920lm

Light colour

	2700K CRI 92		3500K CRI 92
	3000K CRI 92		4000K CRI 82
	3000K CRI 97		4000K CRI 92

	2700K CRI 92		3500K CRI 92
	3000K CRI 92		4000K CRI 82
	3000K CRI 97		4000K CRI 92

Light distribution

Downlights	
	Flood
	Wide flood

Downlights	
	Flood
	Wide flood

Control

	Switchable		DALI
	Phase dimmable		Casambi Bluetooth

	Switchable		DALI
	Phase dimmable		Casambi Bluetooth

* available on request

Article numbers and planning data:
www.erco.com/014930

Design and application:
www.erco.com/atrium-df





Hemerycksalen at the Louis de Geer Concert and Congress Centre, Norrköping. Lighting design: Ramboll. Installation: Bravida. Photography: Johan Elm, Stockholm.

Barbara Kruger
"Forever" exhibition, 2019,
Amorepacific
Museum of Art
(APMA), Seoul.
Architecture:
David Chipperfield
Architects (DCA),
Berlin. Lighting
design: Arup,
Berlin. Photogra-
phy: Jackie Chan,
Sydney.





T1

