



Parscan – Systematic diversity

The elegant and universal spot-light system for museums and shops

Light, not luminaires – this is the foundation on which the sleek, cylindrical shape of Parscan is modelled. Different lighting solutions can be implemented efficiently thanks to precise and flexible photometrics. If the spotlight is directed vertically downwards as a downlight, the support bracket merges into the cylindrical shape. With its black housing, compact shape and a luminaire head that barely swivels out when rotated or tilted, the Parscan is also ideal for

mounting in ceiling channels. The excellent glare control enhances visual comfort even in challenging lighting situations. Displaying a minimalist design, the luminaire appears unobtrusive in museums, shops or places of worship.



Structure and characteristics

The features described here are typical of products in this range. Special versions may offer additional or varying features. A comprehensive description of the features of individual products can be found on our website.

1 ERCO Spherolit lens

- Light distributions: narrow spot, spot, flood, wide flood, extra wide flood, oval flood or wallwash
- Oval flood 360° rotation

or

Attachment (zoom spotlight)

- Zoom lens, continuously focusable
- Light distributions: zoom spot, zoom oval
- Zoom oval 360° rotation

2 ERCO LED-module

- High-power LEDs: warm white (2700K or 3000K) or neutral white (3500K or 4000K)
- Collimating lens made of optical polymer

3 Housing and bracket

- White (RAL9002), black or silver
- Cast aluminium, powder-coated
- 0°-90° tilt
- Bracket on adapter rotatable through 360°

4 Control gear

- Switchable, phase dimmable+On-board Dim, DALI dimmable or Casambi Bluetooth
- Phase dimmable + On-board Dim version: Dimming with external dimmers (trailing edge) possible and rotary control for brightness control on the luminaire

5 ERCO 3-circuit adapter or ERCO DALI adapter

Variants on request

- Housing: 10,000 further colours
- Please contact your ERCO consultant.



Design and application:
www.erco.com/parscan

Parscan for track 220-240V



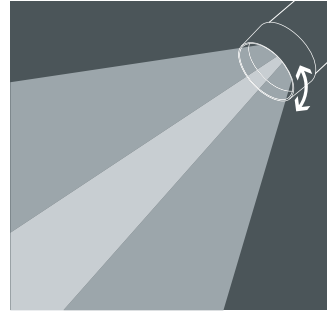
Large lumen packages for very high illuminances

The attention of the viewer can be focused via contrasting accents. ERCO has high-performance luminaires with large lumen packages in its range for this purpose.



Oval flood freely rotatable

The oval flood Spherolit lens can be freely rotated with round luminaire heads to optimally match the lighting to various objects.



Zoom spotlights

The light beam diameter can be infinitely adjusted from spot (15°) to wide flood (65°) by simply turning the lens. Zoom spotlights are particularly suitable for illuminating areas with changing exhibits and merchandise.



Small luminaire dimensions

Small luminaires are discreet and place the focus on the light itself. Compact luminaire dimensions are particularly advantageous with small rooms.



Ideal for ceiling channels

The minimalist design of Parscan is suitable for situations in which the luminaire should appear as discreet as possible - for example in museums or shops. If the luminaires are integrated into the ceiling channel they remain almost completely concealed.

Special characteristics



Large lumen packages for very high illuminances



Oval flood, freely rotatable



Zoom spotlight



Small luminaire dimensions



Ideal for ceiling channels



ERCO high-power LEDs



Efficient Spherolit technology



Different light distributions



Different light colours



Excellent thermal management



EMC-optimised



Various housing colours



Various construction sizes



Pivotable through 90°



Accessory for maximum visual comfort



Switchable



Phase dimmable + On-board Dim



DALI dimmable

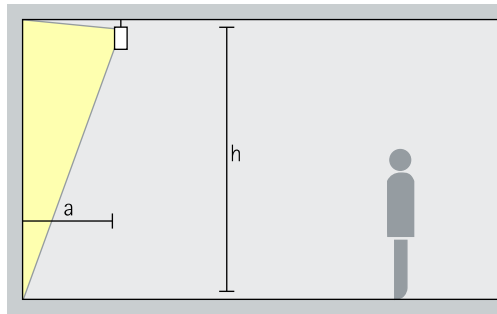


Casambi Bluetooth

Parscan for track 220-240V – Luminaire arrangement

Spotlights

Narrow spot, Spot, Flood

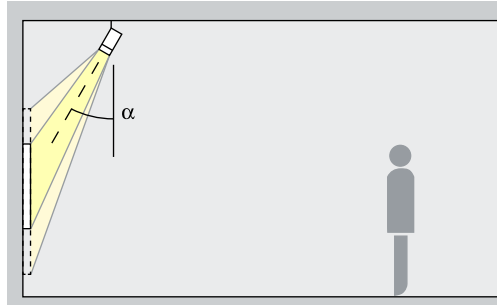


Parscan spotlights accentuate art-work, products and architectural details effectively. The ideal angle of tilt (α) for this is around 30° . The object is modelled without distorting the effect as a result of excessive shadowing. It also prevents shadows cast by the observer.

Arrangement: $\alpha = 30^\circ$

Zoom spotlights

Zoom spot, Zoom oval



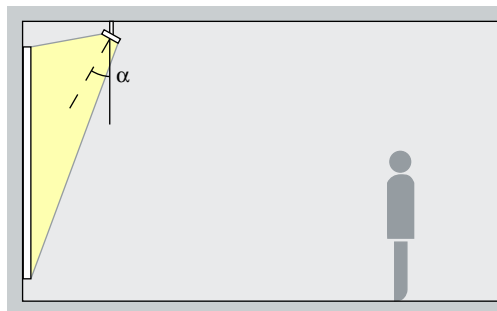
Accentuation

Zoom spotlights feature a continuously adjustable beam angle. With the spot to wide flood zoom range, smaller works of art can be accentuated effectively at an inclination angle (α) of approximately 30° . The oval zoom is suitable for linear works of art. The object is modelled without distorting the effect as a result of excessive shadowing. It also prevents shadows cast by the observer.

Arrangement: $\alpha = 30^\circ$

Floodlights

Wide flood, Extra wide flood, Oval flood



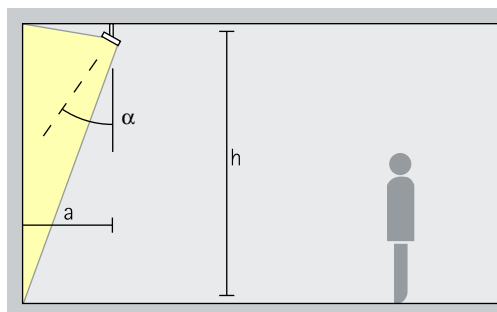
Washlighting

The ideal angle of tilt (α) for flood-lighting objects with a long, square shape, e.g. pictures, sculptures or merchandise displays, is around 30° .

Arrangement: $\alpha = 30^\circ$

Lens wallwashers

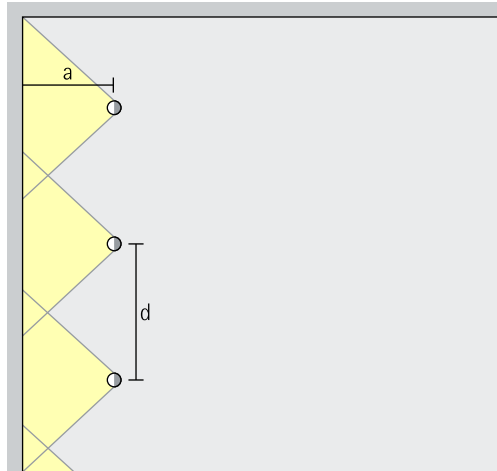
Wallwash



Wallwashing

For uniform vertical illuminance, the distance (a) of Parscan lens wallwashers from the wall should be around one third of the room height (h). This results in an angle of tilt (α) of approx. 35° .

Arrangement: $a = 1/3 \times h$ or $\alpha = 35^\circ$



For uniform vertical illuminance, the distance (a) of Parscan lens wallwashers from the wall should be around one third of the room height (h). This results in an angle of tilt (α) of approx. 35° .

Arrangement: $a = 1/3 \times h$ or $\alpha = 35^\circ$

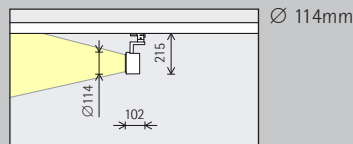
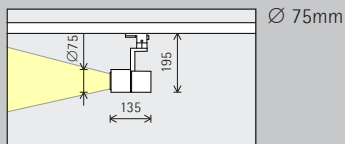
Edward Tyler
Nahem Gallery,
New York. Light-
ing design: Studio
MDA, New York.
Photography:
Roland Halbe,
Stuttgart.



Whitestone
Gallery, Taipei.
Architecture:
Kengo Kuma and
Associates, Tokyo.
Lighting design:
Light and Licht
Ltd.. Photogra-
phy: Jackie Chan,
Sydney.

Parscan for track 220-240V

Construction size



LED module

Maximum value at 4000K CRI 82

6W/825lm	2W/275lm (Narrow spot)
----------	------------------------

12W/1650lm	4W/550lm (Narrow spot)
------------	------------------------

Light colour

	2700K CRI 92		3500K CRI 92
	3000K CRI 92		4000K CRI 82
	3000K CRI 97		4000K CRI 92

	2700K CRI 92		3500K CRI 92
	3000K CRI 92		4000K CRI 82
	3000K CRI 97		4000K CRI 92

Light distribution

Spotlights		Floodlights	
	Narrow spot		Wide flood
	Spot		Extra wide flood
	Flood		Oval flood
Zoom spotlights		Lens wallwashers	
	Zoom spot		Wallwash
	Zoom oval		

Spotlights		Floodlights	
	Narrow spot		Wide flood
	Spot		Extra wide flood
	Flood		Oval flood
Zoom spotlights		Lens wallwashers	
	Zoom spot		Wallwash
	Zoom oval		

Control

	Switchable		DALI
	Phase dimmable + On-board Dim		Casambi Bluetooth

	Switchable		DALI
	Phase dimmable + On-board Dim		Casambi Bluetooth

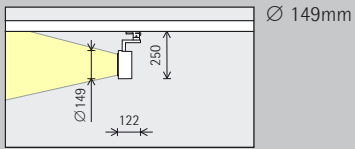
Colour (housing)

	White		Silver
	Black		10,000 colours *

	White		Silver
	Black		10,000 colours *

Accessories

	Lenses		Cross-baffle
	Snoots		Honeycomb anti-glare screen



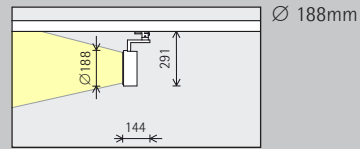
24W/3300lm	8W/1100lm (Narrow spot)
------------	-------------------------

	2700K CRI 92		3500K CRI 92
	3000K CRI 92		4000K CRI 82
	3000K CRI 97		4000K CRI 92

Spotlights		Floodlights	
	Narrow spot		Wide flood
	Spot		Extra wide flood
	Flood		Oval flood
		Lens wallwashers	
			Wallwash

	Switchable		DALI
	Phase dimmable + On-board Dim		Casambi Bluetooth

	White		Silver
	Black		10,000 colours *



48W/6600lm	18W/2475lm (Narrow spot)
------------	--------------------------

	2700K CRI 92		3500K CRI 92
	3000K CRI 92		4000K CRI 82
	3000K CRI 97		4000K CRI 92

Spotlights		Floodlights	
	Narrow spot		Wide flood
	Spot		Extra wide flood
	Flood		Oval flood
		Lens wallwashers	
			Wallwash

	Switchable		DALI
	Phase dimmable + On-board Dim		Casambi Bluetooth

	White		Silver
	Black		10,000 colours *

* available on request

Article numbers and planning data:
www.erco.com/012323

Design and application:
www.erco.com/parscan



