



Skim – Lighting design for any architecture

The low-cost recessed luminaire for office and general lighting

Skim combines an attractive appearance with high quality of light and an excellent price-performance ratio. Ideal for offices, foyers and circulation zones as well as in retail, or the hotel industry. Several sizes, wattages and light distributions make Skim an attractive alternative to conventional luminaires. The lens system not only scores with a magical appearance, but also with high efficiency, uniformity and good visual comfort. Depending on the projected light distribution, Skim either

provides particularly economical general lighting with large luminaire spacing or is ideal as standard-compliant task lighting.

Skim Recessed luminaires



Structure and characteristics

The features described here are typical of products in this range. Special versions may offer additional or varying features. A comprehensive description of the features of individual products can be found on our website.

1 ERCO lens system

- Made of optical polymer
- Light distributions: wide flood, extra wide flood or oval flood

2 ERCO LED-module

- High-power LEDs or Mid-power LEDs: warm white (2700K or 3000K) or neutral white (3500K or 4000K)

3 Anti-glare cone

- White (RAL9016) or black
- Optical cut-off 30°
- Polymer
- With covered mounting detail

4 Housing

- Cast aluminium, designed as heat sink
- Folding spring fixing for ceiling thicknesses of up to 25mm (size 3) or 40mm (size 5)

5 Control gear

- Switchable, phase dimmable, DALI dimmable or Casambi Bluetooth
- Phase dimmable version: Dimming with external dimmers possible (trailing edge)


Variants on request

- Connection: 3- or 5-pole plug with connection cable (Wago or Wieland)
- Please contact your ERCO consultant.



Design and application:
www.erco.com/skim

Skim Recessed luminaires



Suitable for office workstations
 ERCO develops luminaires with the specifications of good glare control and high visual comfort. UGR values are used as support for purely norm-referenced lighting. With downlights though this should not be carried out using 'blanket' values, but should be implemented according to the individual arrangement of luminaires in the room.

General lighting with efficiency boost
 A high system luminous efficacy is a prerequisite for funding schemes in many countries. Skim downlights are available with a luminous efficacy of over 100lm/W.

Shallow recess depth
 In compact installation situations, every millimetre is decisive with the recess depth of a luminaire. ERCO has thus developed special luminaires for shallow recess depths that guarantee very good quality of light even in very tight installation conditions.

Special characteristics	
UGR	For office workstation lighting from UGR 14.3
>100lm/W	>100lm/W
	Shallow recess depth

	ERCO High-power LEDs / ERCO Mid-power LEDs
	Efficient lens system
	Optical cut-off 30°
	Different light colours

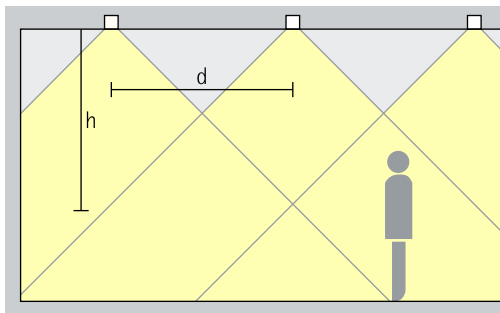
	Excellent thermal management
	EMC-optimised
	Various housing colours
	Various construction sizes
	Tool-free mounting
	Very good price performance ratio

	Switchable
	Phase dimmable
	DALI dimmable
	Casambi Bluetooth

Skim Recessed luminaires – Luminaire arrangement

Downlights

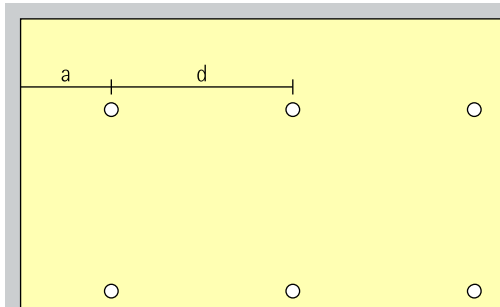
Wide flood, Extra wide flood



General lighting

For optimum general lighting, the luminaire spacing (d) between two Skim downlights may, as a rough guide, be up to 1.5 times the height (h) of the luminaire above the working plane.

Arrangement: $d \leq 1.5 \times h$

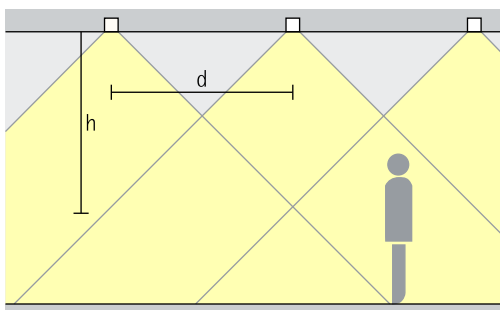


The wall offset should be half the luminaire spacing.

Arrangement: $a = d / 2$

Downlights oval flood

Oval flood

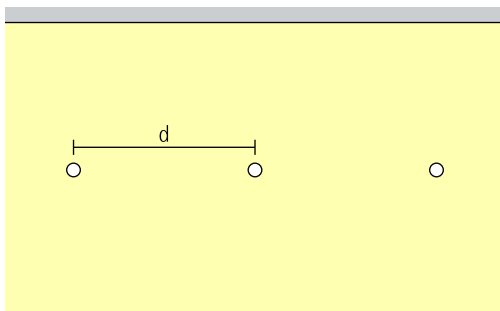


Linear lighting

For uniform lighting with luminaires arranged in a line, the spacing (d) between two Skim downlights may be up to approximately 1.5 times the height (h) of the luminaire above the working plane.

Arrangement: $d \leq 1.5 \times h$

Application: halls and corridors as well as above tables.

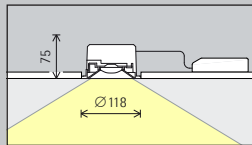


Bec & Bridge,
Melbourne. Archi-
tecture: George
Livissianis. Pho-
tography: Jackie
Chan, Sydney.

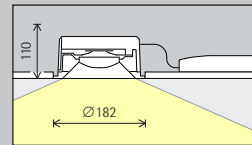


Skim Recessed luminaires

Construction size



Size 3



Size 5

LED module Maximum value at 4000K CRI 82

8W/1100lm
13W/1640lm

18W/2475lm
28W/3690lm

Light colour

	2700K CRI 92		3500K CRI 92
	3000K CRI 92		4000K CRI 82
	3000K CRI 97		4000K CRI 92

	2700K CRI 92		3500K CRI 92
	3000K CRI 82		4000K CRI 82
	3000K CRI 92		4000K CRI 92
	3000K CRI 97		

Light distribution

Downlights	Downlights oval flood
Wide flood	Oval flood
Extra wide flood	

Downlights	Downlights oval flood
Wide flood	Oval flood
Extra wide flood	

Control

	Switchable		DALI
	Phase dimmable		Casambi Bluetooth

	Switchable		DALI
	Phase dimmable		Casambi Bluetooth

Colour (anti-glare cone)

	White
	Black

	White
	Black

Accessories

	Concrete mounting enclosure		Cover ring
	Compensation set		



International
Airport, Sydney.
Lighting and elec-
trical design:
Aurecon Sydney,
Sydney. Photogra-
pher: Jackie Chan,
Sydney.

Article numbers and planning data:
www.erco.com/014686

Design and application:
www.erco.com/skim



