



Skim – Lighting design for any architecture

Skim as an independent, flat surface-mounted luminaire

ERCO has developed the Skim surface-mounted luminaire for situations where ceiling architecture does not allow the installation of recessed downlights. The same lens system is used here as for Skim recessed luminaires. With efficiency and visual comfort, diverse light distributions and available in two sizes, the luminaire is suitable for a variety of applications: for example offices, shops and public buildings. Surface-mounted luminaires are the straightforward lighting solution especially in new,

energy-efficient buildings with solid concrete ceilings. Details such as securing the luminaire with snap hooks or optional spacers for surface-mounting make mounting easier.



Structure and characteristics

The features described here are typical of products in this range. Special versions may offer additional or varying features. A comprehensive description of the features of individual products can be found on our website.

1 ERCO lens system

- Made of optical polymer
- Light distributions: wide flood, extra wide flood or oval flood

2 ERCO LED-module

- High-power LEDs or Mid-power LEDs: warm white (2700K or 3000K) or neutral white (3500K or 4000K)

3 Anti-glare cone

- White (RAL9016)
- Optical cut-off 30°
- Polymer

4 Cylinder

- White (RAL9010)
- Cast aluminium, powder-coated
- Ceiling fixture: metal

5 Control gear

- Switchable, phase dimmable or DALI dimmable
- Phase dimmable version: Dimming with external dimmers possible (trailing edge)


Variants on request

- Housing: 10,000 further colours
- Please contact your ERCO consultant.



Design and application:
www.erco.com/skim-s

Skim Surface-mounted luminaires



Suitable for office workstations
 ERCO develops luminaires with the specifications of good glare control and high visual comfort. UGR values are used as support for purely norm-referenced lighting. With downlights though this should not be carried out using 'blanket' values, but should be implemented according to the individual arrangement of luminaires in the room.

General lighting with efficiency boost
 A high system luminous efficacy is a prerequisite for funding schemes in many countries. Skim downlights are available with a luminous efficacy of over 100lm/W.

Small luminaire dimensions
 Small luminaires are discreet and place the focus on the light itself. Compact luminaire dimensions are particularly advantageous with small rooms.



Very good price performance ratio
 Skim surface-mounted luminaires offer an attractive price/performance ratio – an advantage with planning tasks aiming for cost-effectiveness.

Special characteristics	
UGR	For office workstation lighting from UGR 15.4
>100lm/W	>100lm/W
	Small luminaire dimensions
	Very good price performance ratio

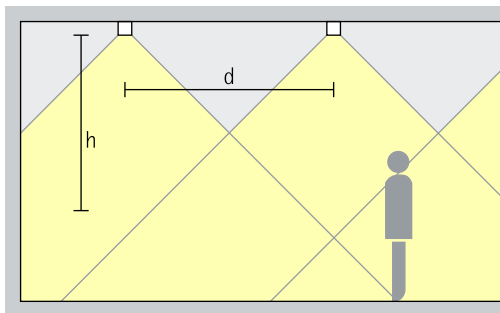
	ERCO High-power LEDs / ERCO Mid-power LEDs
	Efficient lens system
	Optical cut-off 30°
	Different light colours

	Excellent thermal management
	EMC-optimised
	Various construction sizes
	Easy installation

	Switchable
	Phase dimmable
	DALI dimmable

Skim Surface-mounted luminaires – Luminaire arrangement

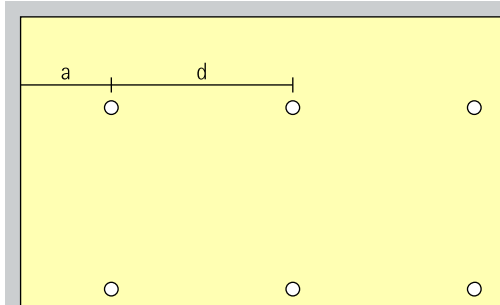
Surface-mounted downlights Wide flood, Extra wide flood



General lighting

For optimum general lighting, the luminaire spacing (d) between two Skim surface-mounted downlights may, as a rough guide, be up to 1.5 times the height (h) of the luminaire above the working plane.

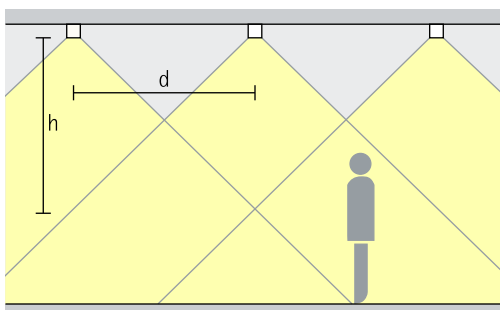
Arrangement: $d \leq 1.5 \times h$



The wall offset should be half the luminaire spacing.

Arrangement: $a = d / 2$

Surface-mounted downlights oval flood Oval flood

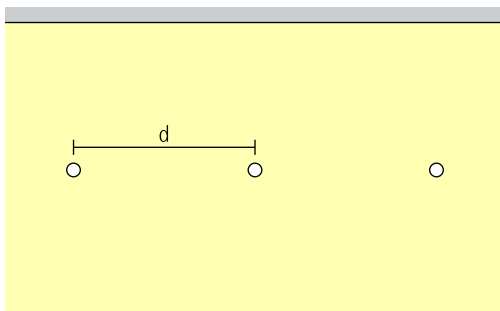


Linear lighting

As a rough guide for uniform illumination, the luminaire spacing (d) between two Skim surface-mounted downlights installed in a row may be up to 1.5 times the height (h) of the luminaire above the working plane.

Arrangement: $d \leq 1.5 \times h$

Application area: Hallways and corridors as well as above tables.

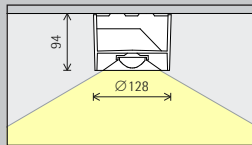


Aurecon, Brisbane. Architecture: Bates Smart. Interior design: Woods Bagot. Lighting design: Aurecon. Photography: Jackie Chan, Sydney.

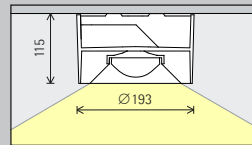


Skim Surface-mounted luminaires

Construction size



Size 3



Size 5

LED module

Maximum value at 4000K CRI 82

8W/1100lm
13W/1640lm

18W/2475lm
28W/3690lm

Light colour

	2700K CRI 92		3500K CRI 92
	3000K CRI 92		4000K CRI 82
	3000K CRI 97		4000K CRI 92

	2700K CRI 92		3500K CRI 92
	3000K CRI 82		4000K CRI 82
	3000K CRI 92		4000K CRI 92
	3000K CRI 97		

Light distribution

Surface-mounted downlights		Surface-mounted downlights oval flood	
	Wide flood		Oval flood
	Extra wide flood		

Surface-mounted downlights		Surface-mounted downlights oval flood	
	Wide flood		Oval flood
	Extra wide flood		

Control

	Switchable
	Phase dimmable
	DALI

	Switchable
	Phase dimmable
	DALI

Colour (housing)

	White
	10,000 colours *

	White
	10,000 colours *

Accessories

	Spacer set
--	------------



Aurecon, Brisbane.
Architecture:
Bates Smart. Interior
design: Woods
Bagot. Lighting
design: Aurecon.
Photography:
Jackie Chan, Syd-
ney.

* available on request

Article numbers and planning data:
www.erco.com/016061

Design and application:
www.erco.com/skim-s



